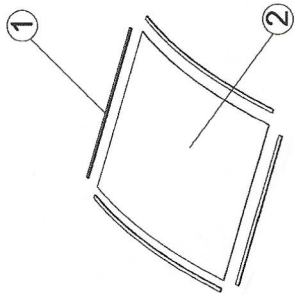
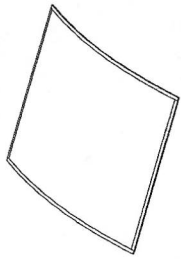


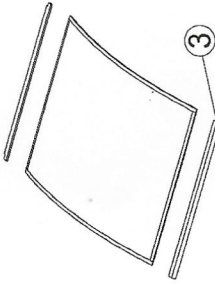
# Mower Garage Instruction Sheet



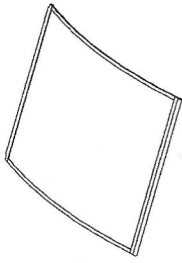
- ① Edge protection
- ② PC sheet



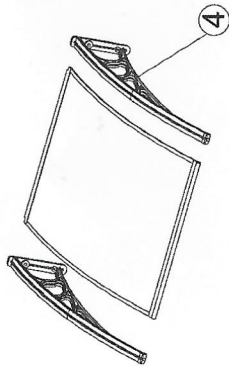
Rear edge rubber protection on the four edges. ( Possibly rubber to length cut )



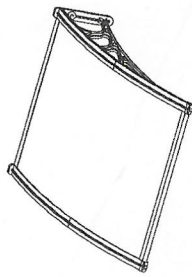
- ③ Aluminium bars ( front & black )



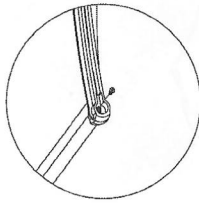
Insert aluminium bars on the two short sides.



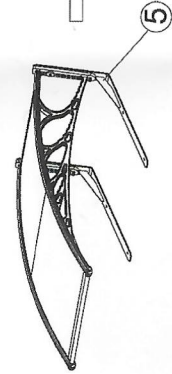
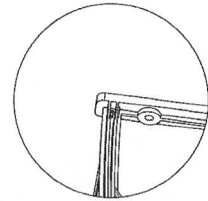
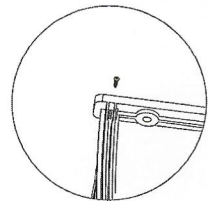
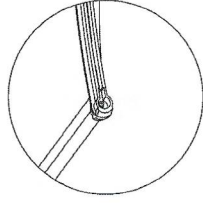
- ④ Brackets



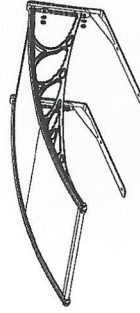
Press brackets on both sides



Fix small screws on all four corners of the two brackets.



- ⑤ Footrests



Fix the footrests with the large screws and tighten with the nut.

